


Pictures to Stare at During Arguments

Spatial Prop Therapy for use in improving
communications in moments of tension.



Pictures to Stare at During Arguments

Spatial Prop Therapy for use in improving communications in moments of tension.

Edited by Chuck Jones of Babygorilla.com
2014 Edition

Publication Note.

The authors and editor of the 2014 edition of Pictures to Stare at During Arguments would like to distance themselves from many of the claims made in earlier editions of this book. They no longer believe in the efficacy of Astrology in determining ODD or EVEN. Through recent research, the authors and editor can no longer recommend the use of Spirit Animals, Gems and/or Crystals, Religious Iconography, or Family Photos as Spatial Props.

In prior editions of this book, pictures from the “Advanced” section were listed as “Emergency Pictures.” We have discovered that this designation is not helpful, neither was naming the pictures after presidents of the United States. Current research suggests that titling these pictures with double letters of the alphabet is neither beneficial nor malignant.

-ed.

Introduction

People have been arguing with each other for many years. Some people like to argue, but most reasonable people do not. If you are Marc Maron, this book will probably not be helpful to you, or maybe it would be. The authors of this book want to make arguments shorter and less hurtful for everyone involved. No argument between two people should last longer than Slayer's *Reign In Blood*. Any arguments longer than that cannot be considered to be positive.

Who needs this book?

You need this book. Anyone who is in a relationship can use this book. Any kind of partnership can benefit from the partners learning to not look at each other during tense conversations. Any two people in an intellectual, emotional, physical, or financial relationship should learn that eye contact is not all it's made out to be in popular culture. Many miscommunications come from paying too close attention to what your argument partner looks like. Some people have a natural smirk, or just a shitty face when they argue. Teenagers and children often make stupid faces that make you want to smack them. No one has ever learned how to make kids stop making these fucking faces, so it's easier to learn to not look at them when you are talking. Seriously, they don't want to look at you anyway, mostly because their brains are only half wired and they have to focus their eyes on something else so they don't fly off of the rails and call you a bitch or start sobbing uncontrollably.

Why a book?

Books are portable. Giant posters, billboards, or even pull down screens would certainly work better, but these are rarely practical, unless you are Bill Gates or Abe Froman, and you have people ready to do set these things up at a moment's notice. Maybe you are in a kind of partnership where you are always in the same place when you argue. Perhaps there is a room in your home or office where tempers seem to flare most often. If so, that room is the perfect place to keep this book. "There's a room on the wall and I could easily put up a poster to stare at while I argue, so why couldn't I do that?" you might ask. You are not stupid for asking; no one is calling you stupid. Okay? The reason why posters or murals are not helpful is because it's very important that you are able to put the image that you stare at during arguments away when you are not arguing. This picture will collect all the feelings of an argument and merely glancing at the expensive poster that you got framed will remind you of that one time that person said something mean and stupid and now you are mad again and want to say something hurtful and the person who said the mean and stupid thing will have no fucking idea what you are suddenly being a shit. This is the same reason that you should have a book of images to stare at while arguing in the first place. You don't want your favorite shirt to be associated in anyone's mind as the "no fucking fuck you shirt." This might be a good time to discuss the use of so-called "course language" in this book.

Why is there "coarse language" in this book?

This book, really just the instructions and commentary section in the front, has been written, rewritten, edited and reedited, researched and scrutinized, by the authors, editor and reviewers for over a decade. Unlike many books on relationships, written by someone who attended a bible study class for an afternoon or who was given the job by the "big boss" at some new California cult, the authors and editor have taken the work in these pages very seriously. This book was written to solve a specific problem in relationships that has existed since people first were able to disagree with each other. People need to look at something

while they argue so they can focus on what they are hearing and so they can focus on what they are saying. The thing they are staring at should be completely unrelated to the argument and to the arguers. “But what about the foul language?” you ask. We (the authors, editor, researchers and reviewers) have discovered that the instructions for the proper use of this book just do not work as well if they feel like they written by someone who gives a shit about what you think the language should be like in a relationship book about arguing. This is not Masters and Johnson and Johnson and Fuck. This is a book about staring so you don’t get so upset that you say something you don’t mean, or at least do say something that you do mean but absolutely shouldn’t have said. We have found that if we are informal while writing the instructions, then the reader is less likely to feel like the reader is being given a lecture and the reader is more likely to read the instructions all the way through. By being informal, the author is saying “Look, I’m not your friend, or your mom, or your trusted high school guidance councilor (Ms. Taffy), but I am someone who cares enough not to lie to you.” The authors are not trying to be hip or whatever bullshit word people use in your time to suggest affected fad related meow meow meow. We just figured out that this works better. We tried it the other way, we really did and it didn’t work as well as this way does.

How do you start?

First you need to figure out who in the argument is the ODD and who is the EVEN. Every relationship has an ODD and an EVEN. You might be the ODD in one Relationship and an EVEN in another. Anyone who is always ODD or always EVEN in every relationship is super rigid and fucked up and shouldn't be in any kind of relationship at all really. Those people are around, but it's not like there are a lot of them, and so don't worry if it's you. Those people are not buying or reading books about how to learn to focus during an argument. Those people are dicks, and couldn't care less how they argue. They have no regrets and can eat shit all day long as far as the authors care. Anyway it's not hard. There are a few questions you can answer and then you take the best guess. If you end up looking at the wrong pictures it's not like your brain is going to explode.

Compared to the other person in the argument an ODD person...

- Is more often wrong about the point
- Is more often right about the who what and where of a story
- Is better at burping babies
- Is better at finding parking
- Is stupider in the morning
- Is more likely to finish the other's sentences when telling a story
- Owens fewer pairs of shoes
- Owens more hooded sweatshirts
- Has more personal rules about eating
- Drives more often
- Likes the thermostat higher in the summer (less air-conditioning)
- Likes the thermostat lower in the winter (lower heat)
- Sleeps later
- Snores louder

Compared to the other person in the argument an EVEN person...

- Gets lost more when driving
- Leaves food out longer
- Lies more to children in order to protect them
- Has more unmatched socks
- Has more underwear.
- Is better at returning things to stores
- Had more experience with drugs as a teenager
- Has had sex with more people
- Is more likely to cry
- Is more likely to finish the others sentences in an argument
- Is more of a food snob
- Goes to bed earlier
- Is better at remembering song lyrics

It's important to remember that this is not a male/female, bottom/top, or uptown/downtown comparison. If two butch transmen are going to have an argument, then one is EVEN and one is ODD. If identical twins are going to have an argument, one is ODD and one is EVEN. This is not about gender or age or maturity. You can figure it out, and if you don't, it's not like anyone is going to die. You don't even have to talk about this. Just make your call and turn to the right page.

What do you do now?

It's good to have figured out the ODD and EVEN crap before any arguments start so you don't feel like you are reading the rules to a board game or a booklet called "15 steps to prevent bee attacks" after the bee attacks have all ready started. Get that pre game shit out of the way before tension starts if that's at all possible. The next step is really the hardest part of the whole process: How does one partner pull out the argument book with out being accused of starting an argument? The author has discovered that one solution is to just say in as calm a tone as possible "I am starting an argument with you now." It's important to do this without sounding like an asshole in a movie, which is pretty impossible, especially because the partner who is starting the argument has to hand the other partner one copy of this book. For the first 30 times this will feel like you are challenging someone to a duel, but it's important, because it's no fucking fun to slide slowly into an argument without realizing it until you have already said some stupid shit.

If you are the partner handing out book, hand it out. If you are being handed a book, take it, open to a low numbered page in your section and stare at it. If the matters at hand are already a little tense, go ahead and jump up to a higher number. Some people find the higher numbers easier to start with and they work down as words start to boil, but if these books are new to you, start low and go high. Thinking back to the opening song from *Reign in Blood*, *Angel of Death*, arguments can start with screaming, so move quickly. This argument is like a play and you have to find your part quickly and get in there.

What are these pictures?

There are three sets of pictures in the book. First there are the ODD pictures, then there are the EVEN pictures, and thirdly, there are the Advanced pictures.

The ODD pictures are maze-like labyrinths that we had hand drawn by one artist and then rendered on a computer by another artist who we had to pay more. These labyrinths are based on grids of an odd number, moving from 1x1 (which is just a black square and which uses a tremendous amount of toner to print, but has to be done that way or it looks bad or so we are told by our designer), to 3x3, 5x5 up to 47x47. There is a 49x49, but the second artist could never finish it with out fucking it up and we had to let him go. The labyrinths have a one grid wide path separated by one grid wide walls. They start in one corner and end in another. The ODD pictures start at page 1.

The EVEN pictures are based on an even grid of 2x2, 4x4, etc. up to 50x50. We hired a third artist to make these, but after he did a few we realized that it was cheaper to have a computer to make them for us, so we hired a fourth artist who figured out a program and just them made in a tenth of the time, but only cost half as much. These drawings are based on 4 rotations of two faces of a tile, with one face being bisected into black and white rectangles, and the other face bisected into black and white triangles. This makes no sense unless you are a terrible nerd or if you can picture them as 8 different pictures that are all 50% black and 50% white. If you wanted to make these drawings yourself, you could either flip a coin three times to get the numbers 1-8 (technically it's really 0-7), or you could waddle up to your local comic nerd story and by an 8 sided die. For the 2x2 picture, you would have to roll 4 times, for the 50x50 you would have to roll 2,500 times. The EVEN pictures start at page 27.

The Advance pictures follow no specific rule, but are based on the dreams of Guruji Sri Gamapema*, who is just a guy and not a God or anything, but he's probably cooler than most people that you know. He's married to a woman, has two boys, a job, and he runs a summer camp that's about learning to build things, but he has one extraordinary teaching which is "You had to be there." To the uninitiated, this seems pretty stupid, but according to Gamapema, it works out if you really follow that line to the end. This is a teaching about the value of real experience and living in the present, but he understands if you are skeptical. What starts out as simple often turns out to be a duct taped to patchouli scented bag of crap, a beard, a hard place

to sit and losing fuck-loads of money. With Guruji Sri Gemapema, it's really just an invitation to sit on a porch somewhere for an afternoon. Not his porch. We're not sure if he has a porch. Anyway. He had some dreams and he told a fifth artist we hired about them while she made these drawings. If you need to stare at the pictures from the Advanced section, flip to page 53 to read the important instructions.

*This is just a nickname. His name is Dustin. He has this really great picture in his office of him as an older teenager with one arm around a long-board and the other arm around his grandmother, who is just a little bit taller than the long board. The important part of the picture is that Dustin's curly blond hair is about 3 feet long and he also has this tremendous beard. It's not an epic beard, but the hair does lend some of its epic quality to the beard. He looks not a little bit unlike a member of the Allman Brothers, and also like Bhagavan Das, the Western Yogi and musician, who led Ram Das (formerly Dr. Richard Alpert) around India.


Bhagavan Das wrote a memoir called *It's Here Now (Are You?)* in which he covers the ups and downs of his spiritual journey, except he doesn't really cover the downs. Many chapters explain how he was at a kind of spiritual bottom, selling cars in California and being really good at it, but then he has an epiphany that leads him to a profound peace. In the next chapter, he's always at the bottom again, with no explanation of how he got there. This is not a direct quote: "And then I discovered path to God." Next Chapter "I was screwing this blond chick I met at a bar I was sleeping in and I realized that I was going to throw up."


So, in that picture, Dustin looks like that guy, except with more integrity.


Section One:


The ODD Pictures


Did you read the instructions in the introduction? If you are the ODD partner, these are the pictures for you. If not, you should flip to the next section.





































































This is the page where picture 49x49 should be. Maybe you could just stare at these words and lose yourself in an interior dialogue about what integrity means, about what professionalism means and how if you promise a client something and you have already taken their money that you should probably come up with the goods. Thanks, but no thanks, Artist #2. You are why we had to hire Artist #3 who we had replaced by a computer program written by Artist #4. Our 5th Artist, Artist #5 turned out to be a class act and she designed the book.


Section Two:


The Even Pictures


Did you read the instructions in the introduction? If you are the EVEN partner, these are the pictures for you. If not, you should flip to the previous section.







































































Section Three:

The Advanced Pictures

Here are the instructions for the Advanced pictures.

Why are you here? Why are you reading this section? Something didn't work? Did you follow the instructions properly for the ODD and EVEN sections? If you don't know the answer to that question, then you need to go back to the beginning and start over again? Unless, of course you are the kind of person who reads every book from beginning to end in one sitting even if that clearly not a good idea.

Note: There is a type of person who has been trying to get pregnant for months, after reading several "How to Get Pregnant" books* and then when she gets pregnant, she runs out, buys "What to Expect When You Are Expecting" and then reads the whole thing in one sitting. This is a terrible idea. Do you know why? Mucus Plugs. That's why. If you have 36 weeks to go and you find yourself awake at 4 in the morning reading about when the mucus plug falls out, it's going to be a bumpy unfun road ahead. Are you this type of person? Seriously, don't be. For men, the book is usually about growing pot, making soap, or building a computer, which is so much dumber for a thousand different reasons we don't have room to talk about here. Those books don't have mucus plugs in them, except in the way that there is going to be a kind of a mucus plug in everything.

If you followed the earlier instructions more or less well, and you haven't been able to move past serious difficulties, maybe the Advanced section of pictures, found here, is right for you. Abandon all of the ODD and EVEN bullshit and find a new place to talk. Maybe there's something within your visual field that you can't keep from distracting you: A neighbor's television; A delightful squirrel family scampering about collecting black walnuts; A crack in the wall that looks like a map of Europe; except with out Spain. Get out of there. That place sucked.

Find a place to sit where you and your partner are looking in the same direction, where there is a table for you to set this book, and where you can set an audio player with a copy of Reign in Blood. Get "ear bud" style headphones. Place the right ear bud into the ear of the person on the left, and the left ear bud into the ear of the person on the right. Set this book in front of you, turn to the first of the Advanced pictures and hit play.

Note: If you are listening to an audio player that has Slayer's complete discography, make sure that you don't accidentally start listening to South of Heaven, which as an album is fine if you need to drive somewhere, but is useless therapeutically.

Listen to the whole album once while staring at the pictures. DO NOT TALK. When the album is over. Take out the ear buds and stand up. Leave each other alone for an hour or so. Have a glass of water, or tea, or wine (or not). Then come back, switch sides and do it again. NO TALKING. Stare at the picture. At the end of Raining Blood, when the last reverb of the rain stops, stand up and ask each other, do we really have a problem here? If the answer is still yes, tear out the first picture of the Advanced section and flip to the next one.


Set the album back to the beginning and hit play. This time, while staring, just talk over each other saying everything in your head no matter how upsetting it might be. Even if you know that it's not going to make any sense NEVER STOP TALKING until the album is over. If you can't think of anything to say, bang your head and say "I'll tell you when I'm ready to stop talking." Put an emphasis on a different word each time so you sound like you're in "Taxi Driver."


When the album is over, turn to your partner and calmly say, in as few words as necessary, whatever your partner needs to hear you say. Just give in. All right? You lost. You both lost. There was never any winning, because winning is a bullshit concept you picked up in elementary school P.E. class. In real life, if you think you won, then you also lost.


So how do you feel now? There are 26 Advanced pictures. Depending on how well things worked, you may have ripped one out. "Can I get another copy of that picture?" No you can't. Actually, you probably can, but it didn't help, so why are you bothering? Since you have two copies of the book between you, be sure to rip that picture out of the other book as well. If you are not feeling like that sweat lodge of staring therapy helped, you should probably quit. This book wasn't for you. It's not your fault. Really. It's totally our fault. You can try again if you want to, but it's probably not going to work. Sure, if you want to try it again, you can go ahead. Listening to Reign in Blood 3 more times today is never a bad idea. If you have to rip out another picture, that's what you have to do.


***How To Get Pregnant.**


1. If you are using birth control, stop using birth control. If one of the partners isn't a man and the other isn't a woman, you should probably stop now and find one of these people to obtain the proper genetic material, and/or ability to carry a baby to term. If there is a man type partner and a woman type partner and you think that you have each other's back here, then proceed to step two.
2. Check with a doctor to see if you have anything going on that might prevent you from having a baby: Prior sterilization; Fibroid Tumors; Serious cluelessness about the means of intercourse; No? Move on to step three.
3. Fuck every day until you get pregnant. This means every day. Don't worry about it. Do it in the dark, with the lights on, naked, with your clothes on. Just keep fucking. Every day. Do it until a baby comes out.



































































Section Four:

The End of the book

If you had paid attention, shouldn't be here. This relationship is probably over, or not. We don't know. Clearly we couldn't help you. Was this set of books a gift? If so, regift it to another fucked up set of arguing people. Did you buy it for yourself? Good, at least no one except the two of you has to know that it didn't work out. Or you could tell everyone you meet. It's not like you are going to get your money back. Maybe you could wait until the 2014 edition is out of print and then you could sell it on Ebay for more than you bought it for. Is there a market for this sort of thing? No? Then put it out on your coffee table and show it off to people at your next party. Have a pair of people sit across from each other, listening to Reign in Blood on their headphones. They don't have Slayer on their ipods/iphones/digital thing? Why did you let them come to your party? These are not people you need to know. Say it with me now: SLAYER RULES.

